



Survey Results -- Overview

[Export Data](#) [Individual Responses](#)

MLIS - Alumni Survey - Fall 2009

Respondents: 30 displayed, 30 total

Status: Closed

Launched Date: 07/29/2009

Closed Date: 09/18/2009

Display:

[Manage Filters](#) 0 filters

[Share Results](#) Disabled

- The curriculum emphasized interpreting, evaluating, and promoting the **principles** that form the foundations of library and information science.

		Response Total	Response Percent
Strongly Agree		13	45%
Mostly Agree		14	48%
Somewhat Agree		2	7%
Somewhat Disagree		0	0%
Mostly Disagree		0	0%
Strongly Disagree		0	0%
Insufficient Information		0	0%
Total Respondents		29	
(skipped this question)			1

- The curriculum emphasized interpreting, evaluating, and promoting the **practices** that form the foundations of library and information science.

		Response Total	Response Percent
Strongly Agree		10	34%
Mostly Agree		10	34%
Somewhat Agree		8	28%
Somewhat Disagree		0	0%
Mostly Disagree		1	3%
Strongly Disagree		0	0%
Insufficient information to judge		0	0%
Total Respondents		29	
(skipped this question)			1




3. The program prepared students to design and implement information services and products within a multicultural, multilingual, multiethnic, and global context.

		Response Total	Response Percent
Strongly Agree		7	24%
Mostly Agree		10	34%
Somewhat Agree		9	31%
Somewhat Disagree		3	10%
Mostly Disagree		0	0%
Strongly Disagree		0	0%
Insufficient information to judge		0	0%
Total Respondents		29	
(skipped this question)			1




4. The program developed professional attitudes in the area of scholarship.

		Response Total	Response Percent
Strongly Agree		14	48%
Mostly Agree		10	34%
Somewhat Agree		3	10%
Somewhat Disagree		1	3%
Mostly Disagree		1	3%
Strongly Disagree		0	0%
Insufficient information to judge		0	0%
Total Respondents		29	
(skipped this question)			1



5. The program developed professional attitudes in the area of professional ethics.

		Response Total	Response Percent
Strongly Agree		19	66%
Mostly Agree		8	28%
Somewhat Agree		2	7%
Somewhat Disagree		0	0%
Mostly Disagree		0	0%
Strongly Disagree		0	0%
Insufficient information to judge		0	0%
Total Respondents		29	
(skipped this question)			1

6. The program developed professional attitudes in the area of intellectual freedom.

		Response Total	Response Percent
Strongly Agree		20	69%
Mostly Agree		8	28%
Somewhat Agree		1	3%
Somewhat Disagree		0	0%
Mostly Disagree		0	0%
Strongly Disagree		0	0%
Insufficient information to judge		0	0%
		Total Respondents	29
		(skipped this question)	1

7. The program developed professional attitudes in the area of access to information in a democratic society.






		Response Total	Response Percent
Strongly Agree		20	69%
Mostly Agree		8	28%
Somewhat Agree		1	3%
Somewhat Disagree		0	0%
Mostly Disagree		0	0%
Strongly Disagree		0	0%
Insufficient information to judge		0	0%
		Total Respondents	29
		(skipped this question)	1

8. The program developed knowledge of the methods by which the literature of library and information science may be critically evaluated and utilized.

		Response Total	Response Percent
Strongly Agree		12	43%
Mostly Agree		11	39%
Somewhat Agree		4	14%
Somewhat Disagree		1	4%
Mostly Disagree		0	0%
Strongly Disagree		0	0%
Insufficient information to judge		0	0%
		Total Respondents	28
		(skipped this question)	2

9. The program provided preparation to apply basic principles and techniques of research methodologies appropriate

9. for library and information science.

		Response Total	Response Percent
Strongly Agree		12	41%
Mostly Agree		9	31%
Somewhat Agree		6	21%
Somewhat Disagree		0	0%
Mostly Disagree		1	3%
Strongly Disagree		1	3%
Insufficient information to judge		0	0%
		Total Respondents	29
		(skipped this question)	1

10. The curriculum incorporated research methodologies and findings from other fields for the conduct of research to solve information problems.

		Response Total	Response Percent
Strongly Agree		9	31%
Mostly Agree		6	21%
Somewhat Agree		10	34%
Somewhat Disagree		2	7%
Mostly Disagree		2	7%
Strongly Disagree		0	0%
Insufficient information to judge		0	0%
		Total Respondents	29
		(skipped this question)	1




11. The curriculum developed in students the commitment to participate in programs of continuing education to foster continuous professional growth.

		Response Total	Response Percent
Strongly Agree		8	28%
Mostly Agree		12	41%
Somewhat Agree		7	24%
Somewhat Disagree		1	3%
Mostly Disagree		1	3%
Strongly Disagree		0	0%
Insufficient information to judge		0	0%
		Total Respondents	29
		(skipped this question)	1

12. The curriculum offered a variety of elective courses that provided for concentration within a focused aspect of library and information science.

		Response Total	Response Percent
Strongly Agree		7	24%
Mostly Agree		6	21%
Somewhat Agree		9	31%
Somewhat Disagree		7	24%
Mostly Disagree		0	0%
Strongly Disagree		0	0%
Insufficient information to judge		0	0%
		Total Respondents	29
		(skipped this question)	1



13. The curriculum fostered development of the ability to play an assertive role in providing information services.

		Response Total	Response Percent
Strongly Agree		10	36%
Mostly Agree		14	50%
Somewhat Agree		4	14%
Somewhat Disagree		0	0%
Mostly Disagree		0	0%
Strongly Disagree		0	0%
Insufficient information to judge		0	0%
		Total Respondents	28
		(skipped this question)	2

14. The curriculum integrated technology (theory, application, and use) throughout all courses in a way that prepared students to interpret, evaluate, and promote the use of **technology** in a work environment.

		Response Total	Response Percent
Strongly Agree		8	30%
Mostly Agree		13	48%
Somewhat Agree		4	15%
Somewhat Disagree		2	7%
Mostly Disagree		0	0%
Strongly Disagree		0	0%
Insufficient information to judge		0	0%
		Total Respondents	27
		(skipped this question)	3

15. The curriculum integrated technology (theory, application, and use) throughout all courses in a way that prepared students to interpret, evaluate, and promote the use of **information resources and services** in a work environment.

		Response Total	Response Percent
Strongly Agree		12	41%
Mostly Agree		9	31%
Somewhat Agree		3	10%
Somewhat Disagree		5	17%
Mostly Disagree		0	0%
Strongly Disagree		0	0%
Insufficient information to judge		0	0%
		Total Respondents	29
		(skipped this question)	1

16. The curriculum included an orientation toward future library information services, as well as current applications.

		Response Total	Response Percent
Strongly Agree		8	28%
Mostly Agree		11	38%
Somewhat Agree		9	31%
Somewhat Disagree		1	3%
Mostly Disagree		0	0%
Strongly Disagree		0	0%
Insufficient information to judge		0	0%
		Total Respondents	29
		(skipped this question)	1

17. Program requirements were clearly stated.

		Response Total	Response Percent
Strongly Agree		19	66%
Mostly Agree		9	31%
Somewhat Agree		0	0%
Somewhat Disagree		1	3%
Mostly Disagree		0	0%
Strongly Disagree		0	0%
Insufficient information to judge		0	0%
		Total Respondents	29
		(skipped this question)	1

18. Information on independent study options (internships, directed readings, and directed research) was provided.

Response Response

		Total	Percent
Strongly Agree		8	28%
Mostly Agree		9	31%
Somewhat Agree		6	21%
Somewhat Disagree		4	14%
Mostly Disagree		0	0%
Strongly Disagree		1	3%
Insufficient information to judge		1	3%
		Total Respondents	29
		(skipped this question)	1

19. Criteria for evaluating student performance were available and clearly communicated in each course.

		Response Total	Response Percent
Strongly Agree		14	48%
Mostly Agree		14	48%
Somewhat Agree		1	3%
Somewhat Disagree		0	0%
Mostly Disagree		0	0%
Strongly Disagree		0	0%
Insufficient information to judge		0	0%
		Total Respondents	29
		(skipped this question)	1

20. Systematic, multifaceted evaluation of student performance was provided.

		Response Total	Response Percent
Strongly Agree		9	31%
Mostly Agree		12	41%
Somewhat Agree		7	24%
Somewhat Disagree		1	3%
Mostly Disagree		0	0%
Strongly Disagree		0	0%
Insufficient information to judge		0	0%
		Total Respondents	29
		(skipped this question)	1

21. The faculty and staff encouraged consultation and provided advice on program planning and course selection.





Response Total	Response Percent
-----------------------	-------------------------

Strongly Agree		11	38%
Mostly Agree		11	38%
Somewhat Agree		5	17%
Somewhat Disagree		1	3%
Mostly Disagree		1	3%
Strongly Disagree		0	0%
Insufficient information to judge		0	0%
		Total Respondents	29
		(skipped this question)	1

22. The advisement/program planning process was helpful.

		Response Total	Response Percent
Strongly Agree		10	34%
Mostly Agree		10	34%
Somewhat Agree		4	14%
Somewhat Disagree		3	10%
Mostly Disagree		1	3%
Strongly Disagree		1	3%
Insufficient information to judge		0	0%
		Total Respondents	29
		(skipped this question)	1

23. Course schedules were available in a timely manner.

		Response Total	Response Percent
Strongly Agree		13	45%
Mostly Agree		10	34%
Somewhat Agree		5	17%
Somewhat Disagree		1	3%
Mostly Disagree		0	0%
Strongly Disagree		0	0%
Insufficient information to judge		0	0%
		Total Respondents	29
		(skipped this question)	1

24. The frequency of required course offerings met student needs.

		Response Total	Response Percent
Strongly Agree		4	14%

Mostly Agree		14	48%
Somewhat Agree		5	17%
Somewhat Disagree		4	14%
Mostly Disagree		1	3%
Strongly Disagree		1	3%
Insufficient information to judge		0	0%
		Total Respondents	29
		(skipped this question)	1

25. The frequency of elective course offerings met student needs.

		Response Total	Response Percent
Strongly Agree		5	17%
Mostly Agree		8	28%
Somewhat Agree		5	17%
Somewhat Disagree		5	17%
Mostly Disagree		5	17%
Strongly Disagree		1	3%
Insufficient information to judge		0	0%
		Total Respondents	29
		(skipped this question)	1

26. The time of day that courses were offered met student needs.

		Response Total	Response Percent
Strongly Agree		15	52%
Mostly Agree		14	48%
Somewhat Agree		0	0%
Somewhat Disagree		0	0%
Mostly Disagree		0	0%
Strongly Disagree		0	0%
Insufficient information to judge		0	0%
		Total Respondents	29
		(skipped this question)	1

27. The format for class delivery (once a week, selected Saturdays, intensive weekends, online) met scheduling needs.

		Response Total	Response Percent
Strongly Agree		15	52%
Mostly Agree		12	41%

Somewhat Agree		2	7%
Somewhat Disagree		0	0%
Mostly Disagree		0	0%
Strongly Disagree		0	0%
Insufficient information to judge		0	0%
		Total Respondents	29
		(skipped this question)	1

28. Do you contribute to the field of library and information studies by speaking to professional or community organizations?

		Response Total	Response Percent
Yes		18	62%
No		11	38%
		Total Respondents	29
		(skipped this question)	1

29. Do you contribute to the field of library and information studies by writing for professional journals?

		Response Total	Response Percent
Yes		6	21%
No		23	79%
		Total Respondents	29
		(skipped this question)	1

30. Do you contribute to the field of library and information studies by collaborating with other professionals in related areas, such as education and museums?

		Response Total	Response Percent
Yes		23	79%
No		6	21%
		Total Respondents	29
		(skipped this question)	1

31. Please make any additional comments related to **Curriculum and Instruction**.

View responses to this question [view](#)

Total Respondents **10**

(skipped this question) 20

32. Faculty were competent in their teaching areas.

		Response Total	Response Percent
Strongly Agree		8	31%
Mostly Agree		15	58%
Somewhat Agree		3	12%
Somewhat Disagree		0	0%
Mostly Disagree		0	0%
Strongly Disagree		0	0%
Insufficient information to judge		0	0%
		Total Respondents	26
		(skipped this question)	4

33. Faculty were effective in their course design and delivery.

		Response Total	Response Percent
Strongly Agree		7	27%
Mostly Agree		17	65%
Somewhat Agree		1	4%
Somewhat Disagree		1	4%
Mostly Disagree		0	0%
Strongly Disagree		0	0%
Insufficient information to judge		0	0%
		Total Respondents	26
		(skipped this question)	4

34. Faculty exhibited awareness of new technological developments and their application to design and provision of information products and services.

		Response Total	Response Percent
Strongly Agree		6	23%
Mostly Agree		16	62%
Somewhat Agree		2	8%
Somewhat Disagree		0	0%
Mostly Disagree		2	8%
Strongly Disagree		0	0%
Insufficient information to judge		0	0%
		Total Respondents	26
		(skipped this question)	4

35. Faculty evidenced a diversity of backgrounds.

Response Response

		Total	Percent
Strongly Agree		11	42%
Mostly Agree		11	42%
Somewhat Agree		2	8%
Somewhat Disagree		1	4%
Mostly Disagree		0	0%
Strongly Disagree		0	0%
Insufficient information to judge		1	4%
		Total Respondents	26
		(skipped this question)	4

36. Please make any additional comments related to **Faculty**.




View responses to this question [view](#)

Total Respondents	13
(skipped this question)	17

37. Current, accurate information on the School and the program was available to students and prospective students.

		Response Total	Response Percent
Strongly Agree		16	62%
Mostly Agree		9	35%
Somewhat Agree		0	0%
Somewhat Disagree		0	0%
Mostly Disagree		0	0%
Strongly Disagree		0	0%
Insufficient information to judge		1	4%
		Total Respondents	26
		(skipped this question)	4

38. To the best of my knowledge, the School followed stated policy and procedure in admissions.

		Response Total	Response Percent
Strongly Agree		19	73%
Mostly Agree		6	23%
Somewhat Agree		0	0%
Somewhat Disagree		0	0%
Mostly Disagree		0	0%
Strongly Disagree		0	0%
Insufficient information to judge		1	4%

Total Respondents 26
 (skipped this question) 4

39. To the best of my knowledge, the School maintained admissions standards appropriate to the requirements of the program and for success in the field.

		Response Total	Response Percent
Strongly Agree		15	58%
Mostly Agree		8	31%
Somewhat Agree		0	0%
Somewhat Disagree		0	0%
Mostly Disagree		0	0%
Strongly Disagree		1	4%
Insufficient information to judge		2	8%
Total Respondents		26	
(skipped this question)			4

40. Information on financial aid and on procedures for applying for financial aid was available.

		Response Total	Response Percent
Strongly Agree		8	31%
Mostly Agree		4	15%
Somewhat Agree		7	27%
Somewhat Disagree		0	0%
Mostly Disagree		0	0%
Strongly Disagree		1	4%
Insufficient information to judge		6	23%
Total Respondents		26	
(skipped this question)			4

41. Career guidance was available from faculty and staff.

		Response Total	Response Percent
Strongly Agree		6	23%
Mostly Agree		8	31%
Somewhat Agree		5	19%
Somewhat Disagree		3	12%
Mostly Disagree		1	4%
Strongly Disagree		1	4%
Insufficient information to judge		2	8%
Total Respondents		26	

(skipped this question) 4

42. Effective placement assistance was provided to students and graduates.

		Response Total	Response Percent
Strongly Agree		0	0%
Mostly Agree		5	19%
Somewhat Agree		3	12%
Somewhat Disagree		5	19%
Mostly Disagree		4	15%
Strongly Disagree		1	4%
Insufficient information to judge		8	31%
Total Respondents		26	
(skipped this question)			4

43. The School provided opportunities for students to serve on School committees.

		Response Total	Response Percent
Strongly Agree		4	15%
Mostly Agree		6	23%
Somewhat Agree		9	35%
Somewhat Disagree		2	8%
Mostly Disagree		0	0%
Strongly Disagree		1	4%
Insufficient information to judge		4	15%
Total Respondents		26	
(skipped this question)			4






44. The School provided opportunities to participate in the student organization.

		Response Total	Response Percent
Strongly Agree		7	27%
Mostly Agree		9	35%
Somewhat Agree		4	15%
Somewhat Disagree		1	4%
Mostly Disagree		1	4%
Strongly Disagree		0	0%
Insufficient information to judge		4	15%
Total Respondents		26	
(skipped this question)			4

45. Office staff were responsive to student requests for information in a courteous and timely manner.

		Response Total	Response Percent
Strongly Agree		18	69%
Mostly Agree		6	23%
Somewhat Agree		2	8%
Somewhat Disagree		0	0%
Mostly Disagree		0	0%
Strongly Disagree		0	0%
Insufficient information to judge		0	0%
		Total Respondents	26
		(skipped this question)	4

46. The School's Director was accessible to students.

		Response Total	Response Percent
Strongly Agree		14	54%
Mostly Agree		3	12%
Somewhat Agree		6	23%
Somewhat Disagree		1	4%
Mostly Disagree		0	0%
Strongly Disagree		0	0%
Insufficient information to judge		2	8%
		Total Respondents	26
		(skipped this question)	4

47. Please make any additional comments related to **Student Services**.

View responses to this question [view](#)

Total Respondents	7
(skipped this question)	23

48. Library resources needed to support the curriculum were sufficient.





		Response Total	Response Percent
Strongly Agree		15	60%
Mostly Agree		5	20%
Somewhat Agree		4	16%
Somewhat Disagree		1	4%

Mostly Disagree	0	0%
Strongly Disagree	0	0%
Insufficient information to judge	0	0%
	Total Respondents	25
	(skipped this question)	5

49. Library hours met student needs.

		Response Total	Response Percent
Strongly Agree		14	56%
Mostly Agree		8	32%
Somewhat Agree		0	0%
Somewhat Disagree		1	4%
Mostly Disagree		0	0%
Strongly Disagree		0	0%
Insufficient information to judge		2	8%
	Total Respondents	25	
	(skipped this question)		5

50. Computer lab hours met student needs.

		Response Total	Response Percent
Strongly Agree		12	48%
Mostly Agree		6	24%
Somewhat Agree		5	20%
Somewhat Disagree		0	0%
Mostly Disagree		0	0%
Strongly Disagree		0	0%
Insufficient information to judge		2	8%
	Total Respondents	25	
	(skipped this question)		5

51. Computer lab facilities supported curricular needs.

		Response Total	Response Percent
Strongly Agree		11	44%
Mostly Agree		10	40%
Somewhat Agree		1	4%
Somewhat Disagree		1	4%
Mostly Disagree		0	0%

Strongly Disagree		0	0%
Insufficient information to judge		2	8%
		Total Respondents	25
		(skipped this question)	5

52. Classrooms and equipment supported instruction.

		Response Total	Response Percent
Strongly Agree		8	32%
Mostly Agree		12	48%
Somewhat Agree		1	4%
Somewhat Disagree		3	12%
Mostly Disagree		0	0%
Strongly Disagree		1	4%
Insufficient information to judge		0	0%
		Total Respondents	25
		(skipped this question)	5

53. Please make any additional comments related to **Resources and Facilities**.

View responses to this question [view](#)

Total Respondents	10
(skipped this question)	20

54. In what **semester and year** did you receive your degree?

		Response Total	Response Percent
Spring 2004		8	35%
Summer 2004		2	9%
Fall 2004		7	30%
Spring 2007		1	4%
Summer 2007		2	9%
Fall 2007		3	13%
		Total Respondents	23
		(skipped this question)	7

55. On which campus(es) did you take courses?

		Response Total	Response Percent
Norman only		12	50%

Tulsa only		8	33%
Norman and Tulsa		4	17%
Other, please specify		0	0%
		Total Respondents	24
		(skipped this question)	6

56. Were you working either full or part time while completing your degree?

		Response Total	Response Percent
Yes		23	96%
No		1	4%
		Total Respondents	24
		(skipped this question)	6

57. If you were you working either full or part time while completing your degree, did you work primarily...

		Response Total	Response Percent
in a library?		19	83%
in another information agency?		2	9%
in a job not related to information?		2	9%
		Total Respondents	23
		(skipped this question)	7

58. Upon completing your degree, did you...





		Response Total	Response Percent
remain in/return to the same job?		10	42%
have a new job in the same library or information agency?		1	4%
obtain a new position in a new library or information agency?		11	46%
obtain a position in a field outside of library and information studies?		1	4%
Other, please specify view		1	4%
		Total Respondents	24
		(skipped this question)	6

59. Are you now...

Response Response

		Total	Percent
in the first job you held after completing your degree?		13	54%
in a job other than the first one held after completing the degree?		11	46%
Other, please specify		0	0%
		Total Respondents	24
		(skipped this question)	6

60. Please indicate if you actively participate in any of the following professional associations by selecting all that are applicable:

		Response Total	Response Percent
Your state library association		16	80%
ALA		13	65%
ASIS&T		0	0%
MLA		1	5%
SLA		1	5%
Other information/education associations - please name:		6	30%
Other, please specify view		9	45%
		Total Respondents	20
		(skipped this question)	10

61. Have you enrolled in formal course work since completing your degree?

		Response Total	Response Percent
Yes		6	26%
No		17	74%
		Total Respondents	23
		(skipped this question)	7



62. If you have enrolled in formal course work since completing your degree, have you enrolled in courses in...

		Response Total	Response Percent
library and information studies (LIS)?		1	17%
another area?		3	50%
Other, please specify view		3	50%
		Total Respondents	6
		(skipped this question)	24

63. If you have enrolled in courses in library and information studies, have you been enrolled in a formal degree or certificate program?

		Response Total	Response Percent
Yes		1	9%
No		10	91%
		Total Respondents	11
		(skipped this question)	19

64. Have you taken any continuing education (CE) courses, workshops, or institutes since completing your master's program?

		Response Total	Response Percent
Yes		16	70%
No		7	30%
		Total Respondents	23
		(skipped this question)	7

65. If you have enrolled in courses, workshops, or institutes since completing your degree, have you enrolled in courses in...

		Response Total	Response Percent
library and information studies (LIS)?		13	81%
another area?		5	31%
Other, please specify view		2	12%
		Total Respondents	16
		(skipped this question)	14

66. Were you a citizen of the U.S. at the time you completed your degree program?

		Response Total	Response Percent
Yes		24	100%
No		0	0%
		Total Respondents	24
		(skipped this question)	6

67. How do you describe yourself?

		Response Total	Response Percent
American Indian or Alaskan Native		0	0%
Asian or Pacific Islander		0	0%
Black not of Hispanic origin		0	0%

Hispanic	0	0%
White, not of Hispanic origin	24	100%
International student	0	0%
Other, please specify	0	0%
Total Respondents		24
(skipped this question)		6

ClassApps.com ©2004
SelectSurveyASP Advanced 8.1.5